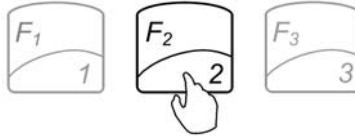



Pill Counting


To enter the pill counting mode press F2.



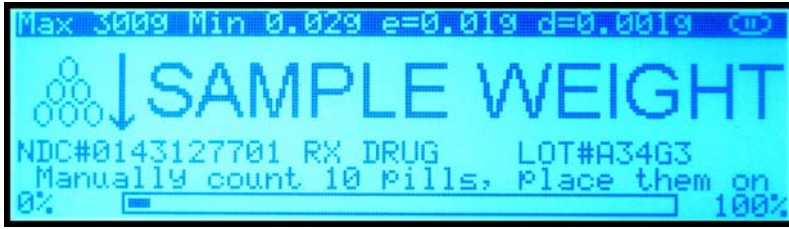
1. Place a vial or a counting container on the pan and press T to TARE.



2. Confirm the Sample Size by pressing the ENTER key.



3. Manually count 10 pills and place them in the container located on the pan.



4. Press the ENTER key to confirm and accept the sample weight.



5. Begin to fill the remainder of the pieces.

